

Signet 2551 Magmeter Flow Sensor



Available in a variety of wetted materials and ideal for pipe sizes up to DN900 (36 in.)



Description








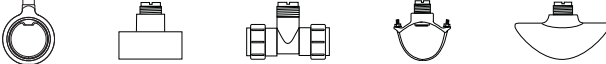
The Signet 2551 Magmeter is an insertion style magnetic flow sensor that features no moving parts. The patented* sensor design is available in corrosion-resistant materials to provide long-term reliability with minimal maintenance costs. Material options include PP with stainless steel, PVDF with stainless steel, PVDF with Hastelloy-C, or PVDF with Titanium. Utilizing the comprehensive line of Signet installation fittings, sensor alignment and insertion depth is automatic. These versatile, simple-to-install sensors deliver accurate flow measurement over a wide dynamic range in pipe sizes ranging from DN15 to DN900 (1/2 to 36 inches), satisfying the requirements of many diverse applications.

Signet 2551 Magmeters offer many output options of frequency/digital (S³L) or 4 to 20 mA which are available on both the blind and display versions. The frequency or digital (S³L) sensor output can be

used with Signet's extensive line of flow instruments while the 4 to 20 mA output can be used for a direct input to PLCs, chart recorders, etc. Both the 4 to 20 mA output and digital (S³L) sensor interface is available for long distance signal transmission. An additional benefit is the empty pipe detection which features a zero flow output when the sensors are not completely wetted. Also, the frequency output is bi-directional while the 4 to 20 mA output can be set for uni- or bi-directional flow using the display or the 3-0250 USB to Digital (S³L) Configuration/Diagnostic setup tool which connects to PCs for programming capabilities.

In addition the display version of the 2551 Magmeter is available with relays and features permanent and resettable totalizer values which can be stored and seen on the display. Also, the display contains multi-languages with English, Spanish, German, French, Italian and Portuguese menu options.

System Overview

Stand-Alone Signet 2551 Magmeter 	Panel Mount Signet Flow Instrument (sold separately) 5075 8550 5500 8900 5600 	Pipe, Tank, Wall Mount Signet 8550 Flow Instrument (sold separately)  Signet Universal Adapter Kit (3-8050) (sold separately) 	4 to 20 mA Input Chart Recorder OR Programmable Logic Controller (or similar)  	
	Signet 2551 Magmeter 			
Signet Fittings (sold separately) 				

Features

- Test certificate included for -X0, -X1
- Patented Magmeter technology
- No moving parts
- Bi-directional flow
- Empty pipe detection
- Installs into pipe sizes DN15 to DN900 (0.5 to 36 in.)
- Operating range 0.05 to 10 m/s (0.15 to 33 ft/s)
- Accurate measurement even in dirty liquids
- Blind 4 to 20 mA, digital/frequency, relay output
- No pressure drop
- Corrosion resistant materials; PP or PVDF with SS, Hastelloy-C, or Titanium
- Multi-language display menu available

Applications

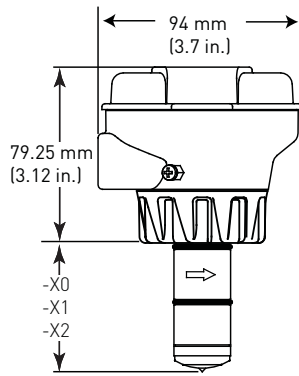
- Chemical Processing
- Water and Waste Water Monitoring
- Metal Recovery and Landfill Leachate
- Commercial Pools, Spas, and Aquariums
- HVAC
- Irrigation
- Scrubber Control
- Neutralization Systems
- Industrial Water Distribution



* U.S. Patent No: 7,055,396 B1

Dimensions

Blind Version

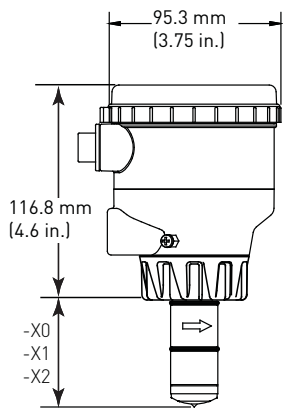


Pipe Range

1/2 to 4 in.	-X0 = 58 mm [2.3 in.]
5 to 8 in.	-X1 = 91 mm [3.6 in.]
10 to 12 in.	-X2 = 167 mm [6.6 in.]

X = Sensor Body P, T, V, or W

Display Version



Pipe Range

1/2 to 4 in.	-X0 = 58 mm [2.3 in.]
5 to 8 in.	-X1 = 91 mm [3.6 in.]
10 to 12 in.	-X2 = 167 mm [6.6 in.]

X = Sensor Body P, T, V, or W

Specifications

General

Operating Range:
0.05 to 10 m/s (0.15 to 33 ft/s)
Pipe Size Range: DN15 to DN900
(1/2 in. to 36 in.)
Linearity: $\pm 1\%$ reading plus 0.01 m/s
(0.033 ft/s)
Repeatability: $\pm 0.5\%$ of reading @ 25 °C
(77 °F)
Minimum Conductivity: 20 $\mu\text{S}/\text{cm}$

Wetted Materials

Sensor body/Electrodes and Grounding ring:

- P0, -P1, -P2: PP/316L SS
- T0, -T1, -T2: PVDF/Titanium
- V0, -V1, -V2: PVDF/Hastelloy-C
- W0, -W1, -W2: PVDF/316L SS

O-rings:

- FPM (standard)
- EPR (EPDM), FFPM (optional)

Case: PBT

Display Window: Polyamide

Protection Rating: NEMA 4X/IP65

Electrical

Power Requirements

- 4 to 20 mA: 24 VDC $\pm 10\%$, regulated, 22.1 mA max.
 - Frequency: 5 to 24 VDC $\pm 10\%$, regulated, 15 mA max.
 - Digital (S³L): 5 to 6.5 VDC, 15 mA max.
 - Auxiliary (only required for units with relays): 9 to 24 VDC, 0.4 A max
- Reverse polarity and short circuit protected

Current output (4 to 20 mA):

- Loop Accuracy: 32 μA max. error (25 °C @ 24 VDC)
- Isolation: Low voltage < 48 VAC/DC from electrodes and auxiliary power
- Maximum Cable: 300 m (1000 ft)
- Error condition: 22.1 mA
- Max. Loop Resistance: 300 Ω
- Compatible with PLC, PC or similar equipment
- 4 to 20 mA load needed

Frequency Output:

- Output Modes: Freq., or Mirror Relay (display version only)
- Max. Pull-up Voltage: 30 VDC
- Max. Current Sink: 50 mA, current limited
- Maximum Cable: 300 m (1000 ft)
- Compatible with Signet Model 5075, 5500, 5600, 8550, 8900

Digital (S³L) Output:

- Serial ASCII, TTL level 9600 bps
- Compatible with Model Signet 8900 controller

Relay Specifications

- #1, #2 Type: Mechanical SPDT
Rating: 5 A @ 30 VDC max.,
5 A @ 250 VDC max.
- #3 Type: Solid State
Rating: 50 mA @ 30 VDC,
50 mA @ 42 VAC

Hysteresis:

User adjustable for exiting alarm condition

Alarm On Trigger Delay:

Adjustable (0 to 9999.9 sec.)

Relay Modes:

Off, Low, High, Window, and Proportional Pulse

Relay Source:

Flow Rate, Resettable Totalizer

Error Condition:

Selectable; Fail Open or Closed

Display

Characters: 2 x 16

Contrast: User-set in four levels

Backlighting (only on relay versions):

Requires external 9-24 VDC, 0.4 mA max.

Max. Temperature/Pressure Rating

Storage Temperature:

-20 °C to 70 °C (-4 °F to 158 °F)

Relative Humidity:

0 to 95% (non-condensing)

Operating Temperature:

- Ambient: -10 °C to 70 °C
(14 °F to 158 °F)
- Media: 0 °C to 85 °C
(32 °F to 185 °F)

Maximum Operating Pressure:

10.3 bar @ 25 °C (150 psi @ 77 °F)
1.4 bar @ 85 °C (20 psi @ 185 °F)

See Temperature and Pressure Graphs for more information

Standards and Approvals

- CE
- UL, CUL (for display versions with relays)
- NEMA 4X / IP65 Enclosure (with cap installed)
- U.S. Patent No. 7,055,396 B1

Ordering Information

Sensor Part No.	
3-2551	
Sensor Body (Transducer) and Electrodes/Grounding Ring Materials - Choose One	
-P	Polypropylene and 316L SS
-T	PVDF and Titanium
-V	PVDF and Hastelloy-C
Pipe Size - Choose One	
0	DN15 to DN100 (½ to 4 in.)
1	DN125 to DN200 (5 to 8 in.)
2	DN250 to DN900 (10 to 36 in.)
Display Options - Choose One	
-1	No Display
-2	With Display, two SPDT relays, one solid state relay
-4	With Display
Output Options - Choose One	
1	Frequency, Digital (S ³ L), programmable open collector; for use with any Signet Flow Instrument or the 8900 Multi-Parameter Controller**
2	4 to 20 mA output; for use with PLC, PC or similar equipment
3-2551	-P 0 -2 2 Example Part Number

Application Tips

- Note minimum process liquid conductivity requirement is 20 µs/cm
- Install sensor using standard Signet installation fittings for best results
- Sensor is capable of retrofitting into existing 515 and 2536 fittings.

**This option is a programmable open collector output that is available with display versions only.

Mfr. Part No.	Code	Mfr. Part No.	Code
3-2551-P0-11	159 001 105	3-2551-V0-11	159 001 257
3-2551-P0-12	159 001 110	3-2551-V0-12	159 001 259
3-2551-P0-21	159 001 267	3-2551-V0-21	159 001 269
3-2551-P0-22	159 001 273	3-2551-V0-22	159 001 275
3-2551-P0-41	159 001 261	3-2551-V0-41	159 001 263
3-2551-P0-42	159 001 279	3-2551-V0-42	159 001 281
3-2551-P1-11	159 001 106	3-2551-V1-11	159 001 258
3-2551-P1-12	159 001 111	3-2551-V1-12	159 001 260
3-2551-P1-21	159 001 268	3-2551-V1-21	159 001 270
3-2551-P1-22	159 001 274	3-2551-V1-22	159 001 276
3-2551-P1-41	159 001 262	3-2551-V1-41	159 001 264
3-2551-P1-42	159 001 280	3-2551-V1-42	159 001 282
3-2551-P2-11	159 001 107	3-2551-V2-11	159 001 450
3-2551-P2-12	159 001 112	3-2551-V2-12	159 001 451
3-2551-P2-21	159 001 435	3-2551-V2-21	159 001 456
3-2551-P2-22	159 001 438	3-2551-V2-22	159 001 457
3-2551-P2-41	159 001 432	3-2551-V2-41	159 001 462
3-2551-P2-42	159 001 441	3-2551-V2-42	159 001 463
3-2551-T0-11	159 001 108		
3-2551-T0-12	159 001 113		
3-2551-T0-21	159 001 436		
3-2551-T0-22	159 001 439		
3-2551-T0-41	159 001 433		
3-2551-T0-42	159 001 442		
3-2551-T1-11	159 001 109		
3-2551-T1-12	159 001 114		
3-2551-T1-21	159 001 437		
3-2551-T1-22	159 001 440		
3-2551-T1-41	159 001 434		
3-2551-T1-42	159 001 443		
3-2551-T2-11	159 001 448		
3-2551-T2-12	159 001 449		
3-2551-T2-21	159 001 454		
3-2551-T2-22	159 001 455		
3-2551-T2-41	159 001 460		
3-2551-T2-42	159 001 461		

Accessories and Replacement Parts

Mfr. Part No.	Code	Description
O-Rings		
1220-0021	198 801 186	O-ring, FPM (2 required per sensor)
1224-0021	198 820 006	O-ring, EPR (EPDM) (2 required per sensor)
1228-0021	198 820 007	O-ring, FFPM (2 required per sensor)
Replacement Transducers		
3-2551-P0	159 001 211	PP/316L SS, DN15 to DN100 (½ to 4 in.) pipe
3-2551-P1	159 001 212	PP/316L SS, DN125 to DN200 (5 to 8 in.) pipe
3-2551-P2	159 001 444	PP/316L SS, DN250 to DN900 (10 to 36 in.) pipe
3-2551-T0	159 001 213	PVDF/Titanium, DN15 to DN100 (½ to 4 in.) pipe
3-2551-T1	159 001 214	PVDF/Titanium, DN125 to DN200 (5 to 8 in.) pipe
3-2551-T2	159 000 445	PVDF/Titanium, DN250 to DN900 (10 to 36 in.) pipe
3-2551-V0	159 001 376	PVDF/Hastelloy-C, DN15 to DN100 (½ to 4 in.) pipe
3-2551-V1	159 001 377	PVDF/Hastelloy-C, DN125 to DN200 (5 to 8 in.) pipe
3-2551-V2	159 000 446	PVDF/Hastelloy-C, DN250 to DN900 (10 to 36 in.) pipe
Replacement Electronics Module		
3-2551-11	159 001 215	Magmeter electronics, frequency or digital (S ³ L) output
3-2551-12	159 001 216	Magmeter electronics, 4 to 20 mA output
3-2551-21	159 001 372	Magmeter display electronics, frequency or digital (S ³ L) output, with relays
3-2551-22	159 001 373	Magmeter display electronics, 4 to 20 mA output w/relays
3-2551-41	159 001 374	Magmeter display electronics, frequency or digital (S ³ L) output
3-2551-42	159 001 375	Magmeter display electronics, 4 to 20 mA output
Other		
P31536	198 840 201	Sensor plug, Polypropylene
7300-7524	159 000 687	24 VDC power supply 7.5W, 300 mA
7300-1524	159 000 688	24 VDC power supply 15W, 600 mA
7300-3024	159 000 689	24 VDC power supply 30W, 1.3 A
7300-5024	159 000 690	24 VDC power supply 50W, 2.1 A
7300-1024	159 000 691	24 VDC power supply 100W, 4.2 A
3-8050.390-1	159 001 702	Retaining nut replacement kit, Valox K4530
3-8050.391	159 001 703	Retaining nut replacement kit, Stainless Steel
3-8551.521	159 001 378	Clear plastic cap for display
1222-0042	159 001 379	O-ring for clear plastic cap, EPR (EPDM)
3-0250	159 001 538	USB to digital (S ³ L) Configuration/Diagnostic tool

Please refer to
Wiring, Installation,
and Accessories
sections for more
information.

