

Application

Offered in small and large sizes, the compact junction box is ideal for sensor wiring and conduit termination. The junction box is universally compatible with our level switch, flow switch and fitting products. The small enclosure has 6 poles and is typically used with a single level or flow switch sensor. The large enclosure has 12 poles for multiple level switches and is typically used with Smart Trak.

Features

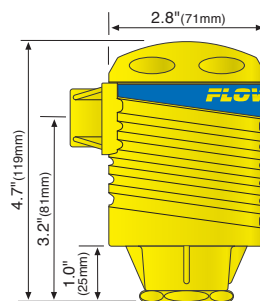
- ✓ Polypropylene enclosure rated NEMA 4X with 300° conduit swivel base
- ✓ Compatible with Flowline sensors, installation fittings and alarms
- ✓ Removable terminal strips with upper and lower screw poles
- ✓ Offered in large and small sizes for single and multi-point installations



LC05-1001



LC06-1001




Specifications

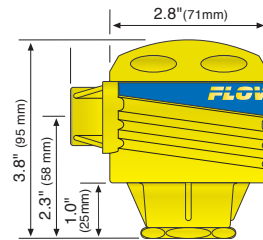
| | |
|-------------------|---|
| Sensor inputs: | LC05: 1-4 sensors LC06: 1-2 sensors |
| Terminal strip: | LC05: 12 pole socket LC06: 6 pole socket |
| Enclosure rating: | NEMA 4X (IP65) |
| Encl. material: | PP, UL94VO |
| Encl. mount: | 1001: 3/4" NPT 1051: 3/4" Rp |
| Encl. rotation: | 300° swivel base |
| Conduit entrance: | Single, 1/2" NPT |
| Temp. rating: | F: -40° to 158° C: -40° to 70° |
| CE compliance: | EN 61326 EMC EN 61010-1 safety |



LC05-1001



LC06-1001



Switch-Pro

LC0 -10 1

Size / terminals (1)

- 5 Large / 12 pole (1-4 sensors)
- 6 Small / 6 pole (1-2 sensors)

Enclosure mount

- 0 NPT (US)
- 5 Rp (Metric)

Ordering Notes

1) For a liquid tight cable connection, order the LM90-1001 connector.

