

Level measurement Continuous level measurement – Radar transmitters

SITRANS LR460

Overview



The SITRANS LR460 is a 4-wire, 24 GHz FMCW radar level transmitter with extremely high signal-to-noise ratio and advanced signal processing for continuous monitoring of solids up to 100 m (328 ft). It is ideal for measurement in extreme dust.

Application

SITRANS LR460 provides excellent results even during conditions of extreme dust. The integral Easy Aimer included on the SITRANS LR460 allows for easy positioning for optimum measurement on solids.

Process Intelligence onboard SITRANS LR460 means advanced signal processing is harnessed for reliable operation on both simple and difficult solids application.

SITRANS LR460 features a robust enclosure, flange and horn components. It is virtually unaffected by atmospheric or temperature conditions within the vessel.

An optional dust cap is available for sticky solids. Optional air purging is also available for extremely sticky applications.

Safe on-site local programming is simple using the Intrinsically Safe handheld programmer. SIMATIC PDM can be used for easy remote programming using HART or PROFIBUS PA.

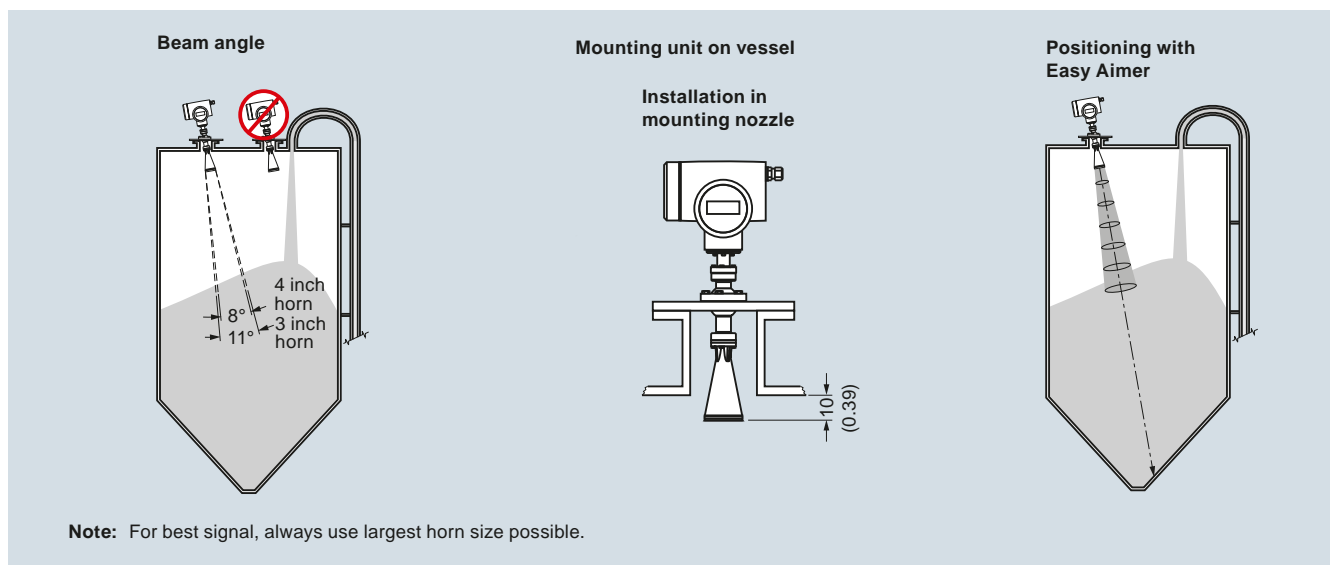
The characteristics of 24 GHz and high signal-to-noise ratio contribute to exceptional signal reflection, regardless of the dielectric value of the medium.

- Key applications: long-range dusty applications, cement powder, fly-ash, coal, flour, grain, plastics

Benefits

- Process Intelligence for advanced signal processing and quick and easy adjustment
- Self-guided quick start wizard for plug and play start-up
- 24 GHz provides superior reflective properties on solids surfaces
- 100 m (328 ft) range for long-range and difficult applications
- Easy Aimer optimizes signal quality on sloped surfaces
- Programming using infrared Intrinsically Safe handheld programmer or with SIMATIC PDM or HART handheld device

Configuration



SITRANS LR460 installation, dimensions in mm (inch)

Level measurement

Continuous level measurement – Radar transmitters

SITRANS LR460

Technical specifications

Mode of operation	
Measuring principle	FMCW radar level measurement
Frequency	24.2 ... 25.2 GHz FMCW
Measuring range	0.35 ... 100 m (1.15 ... 328.08 ft)
Output	
Analog output (HART)	
• Signal range	Optically isolated
• Load	Max. 600 Ω
• Fail-safe	mA signal programmable as high, low or hold (LOE)
Communication	HART, optional PROFIBUS PA
Digital output	Relay, NC or NO function, max. 50 V DC, max. 200 mA, rating 5 W
PROFIBUS PA protocol	Layer 1 and 2, Class A, Profile 3.01
Performance (Reference conditions according to IEC 60770-1)	
• Non-linearity	Greater of 25 mm (1 inch) or 0.25 % of span (including hysteresis and non-repeatability), over the full ambient temperature range
• Non-repeatability	≤ 10 mm (0.4 inch)
Rated operating conditions	
• Amb. temperature for enclosure	-40 ... +65 °C (-40 ... +149 °F)
• Location	Indoor/outdoor
• Installation category	II
• Pollution degree	4
Medium conditions	
Dielectric constant	$\epsilon_r > 1.4$
Process temperature range	-40 ... +200 °C (-40 ... +392 °F)
Vessel pressure	0.5 bar g (7.25 psi g) maximum
Design	
Weight	Approx. 6.1 kg (13.4 lb) with 3 inch universal flange
Materials	
• Enclosure	Die-cast aluminum, painted
• Degree of protection	IP67/Type 4X/NEMA 4X/Type 6/NEMA 6
• Cable inlet	2x M20x1.5 or 1/2" NPT
Process connections	
• Universal flanges, 304 stainless steel, flat faced, with integral Easy Aimer	3 inch/80 mm, 4 inch/100 mm, 6 inch/150 mm (mates with flange EN 1092-1, ASME B16.5, or JIS B2238 bolt pattern), 0.5 bar g (7.25 psi g) max. pressure

Programming	
Intrinsically Safe Siemens handheld programmer (ordered separately)	Infrared receiver
• Approvals for handheld programmer	IS model with ATEX II 1G EEx ia IIC T4, CSA/FM Class I, Div. 1, Groups A, B, C, D T6 at max. ambient temperature of 40 °C (104 °F)
Handheld communicator	HART Communicator 375
PC	SIMATIC PDM
Display (local)	Alphanumeric LCD for readout and entry
Power supply	
	100 ... 230 V AC ± 15 % (50/60 Hz), 6 W (12 VA)
	or
	24 V DC $\pm 25/-20$ %, 6 W (optional)
Certificates and approvals	
General	CSA _{US/C} , CE, FM, C-TICK
Radio	European Radio (R&TTE), Industry Canada, FCC, C-TICK
Hazardous Areas	CSA/FM Class II, Div. 1, Groups E, F and G, Class III ATEX II 1D, 1/2 D, 2D T85 °C INMETRO ExtD A20 IP67 T85 °C GOST Ex DIP A20 T _a 85 °C IP67
Optional equipment	
Dust cap	PTFE
Air purge connection	1/8" NPT

Level measurement

Continuous level measurement – Radar transmitters

SITRANS LR460

Selection and Ordering data	Article No.	Selection and Ordering data	Order code
SITRANS LR460 4-wire, 24 GHz FMCW radar level transmitter with extremely high signal-to-noise ratio and advanced signal processing for continuous monitoring of solids up to 100 m (328 ft). It is ideal for measurement in extreme dust. Order handheld programmer separately	7ML5426- 0 - 0 - 0 - 0	Further designs Please add "-Z" to Article No. and specify Order code(s). Stainless steel tag [69 x 50 mm (2.71 x 1.97 inch)]: Measuring-point number/identification (max. 27 characters); specify in plain text Manufacturer's test certificate: M to DIN 55350, Part 18 and to ISO 9000	 Y15 C11
Process connection Universal, flat faced, 0.5 bar g (7.25 psi g) maximum with integral Easy Aimer ball 3 inch (80 mm) 4 inch (100 mm) 6 inch (150 mm)	A B C	Operating Instructions English French German Multi-language Quick Start manual This device is shipped with the Siemens Milltronics manual DVD containing the ATEX Quick Start and Operating Instructions library.	Article No. 7ML1998-5JM02 7ML1998-5JM11 7ML1998-5JM32 A5E32007360
Antenna 3" horn antenna, fits 80 mm (3 inch) nozzles 3" horn antenna, fits 80 mm (3 inch) nozzles with 100 mm extension 3" horn antenna, fits 80 mm (3 inch) nozzles with 200 mm extension 3" horn antenna, fits 80 mm (3 inch) nozzles with 500 mm extension ¹⁾ 3" horn antenna, fits 80 mm (3 inch) nozzles with 1 000 mm extension ¹⁾ 4" horn antenna, fits 100 mm (4 inch) nozzles 4" horn antenna, fits 100 mm (4 inch) nozzles with 100 mm extension 4" horn antenna, fits 100 mm (4 inch) nozzles with 200 mm extension 4" horn antenna, fits 100 mm (4 inch) nozzles with 500 mm extension ¹⁾ 4" horn antenna, fits 100 mm (4 inch) nozzles with 1 000 mm extension ¹⁾	A B C D E F G H J K	Accessories Handheld programmer, Infra-red, Intrinsically Safe, EEx ia Dust cap, PTFE, for 3 inch/80 mm horn Dust cap, PTFE, for 4 inch/100 mm horn HART modem/RS 232 (for use with a PC and SIMATIC PDM) HART modem/USB (for use with a PC and SIMATIC PDM) One metallic cable gland M20x1.5, rated -40 ... +80 °C (-40 ... +176 °F), HART ¹⁾ One metallic cable gland M20x1.5, rated -40 ... +80 °C (-40 ... +176 °F), PROFIBUS PA ¹⁾ SITRANS RD100 Remote display - see Chapter 7 SITRANS RD200 Remote display - see Chapter 7 SITRANS RD500 web, datalogging, alarming, ethernet, and modem support for instrumentation - see Chapter 7	7ML5830-2AJ 7ML1930-1BL 7ML1930-1BM 7MF4997-1DA 7MF4997-1DB 7ML1930-1AP 7ML1930-1AQ 7ML5750-1AA00-0
Purge (self-cleaning) connection No purge connection Purge connection	0 1		
Output/Communication 4 ... 20 mA, HART PROFIBUS PA	0 1		
Power supply/cable inlet 100 ... 230 V AC • 2 x M20x1.5 • 2 x ½" NPT 24 V DC • 2 x M20x1.5 • 2 x ½" NPT	A B C D		
Approvals General Purpose, CSAus/c, Industry Canada, FM, FCC, CE and R&TTE, C-TICK CSA/FM Class II, Div. 1, Groups E, F, and G, Class III ATEX II 1/2 D T6, CE, R&TTE	A B C		

¹⁾ Available with Purge option 0 only

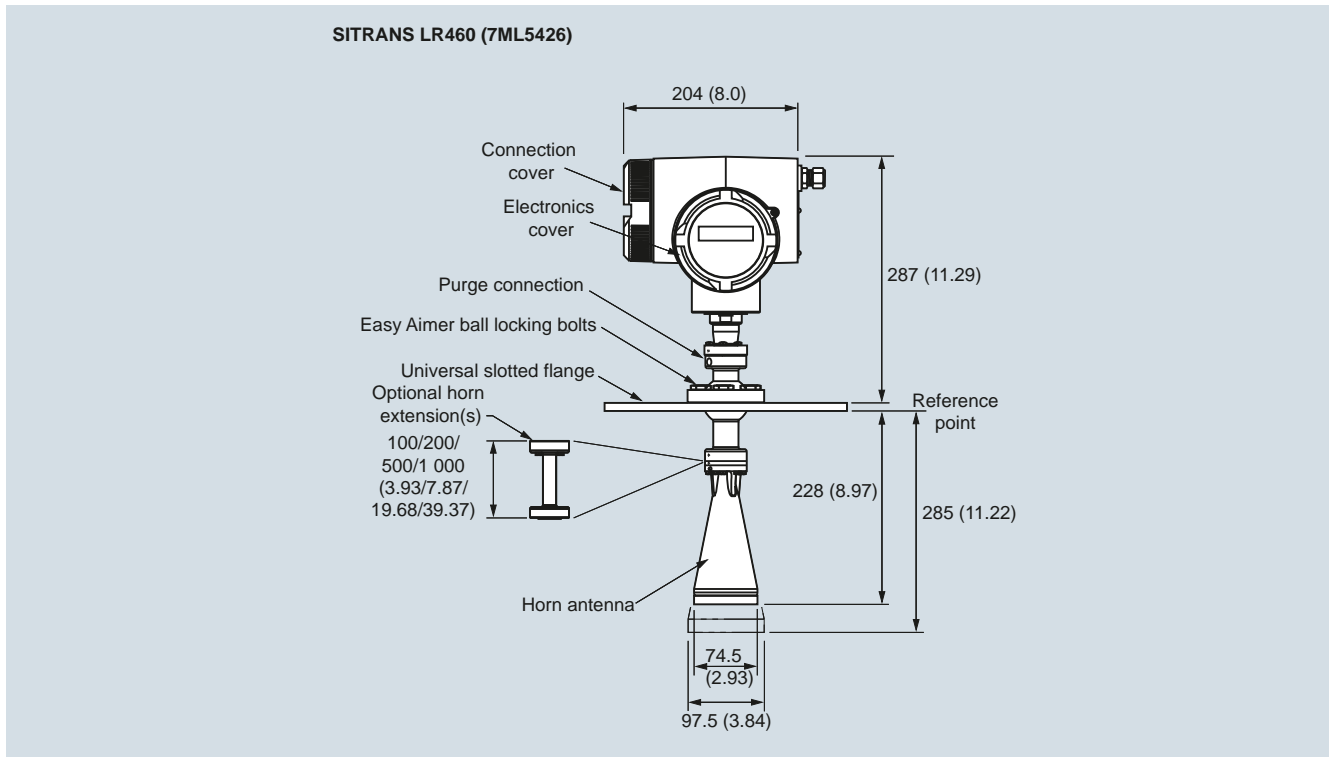
¹⁾ Product shipped with plastic cable gland, rated to -20 °C. If -40 °C rating required, then metallic cable gland is recommended.

Level measurement

Continuous level measurement – Radar transmitters

SITRANS LR460

Dimensional drawings



SITRANS LR460, dimensions in mm (inch)

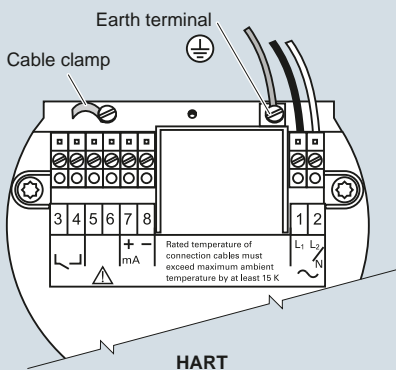
Level measurement

Continuous level measurement – Radar transmitters

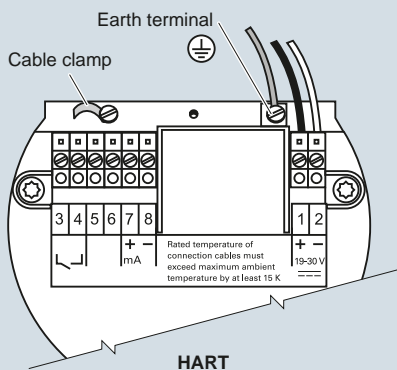
SITRANS LR460

Schematics

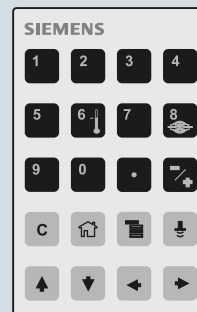
AC version



DC version

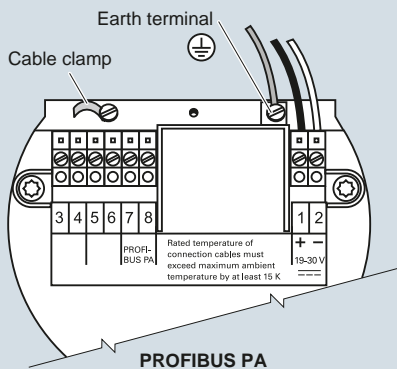
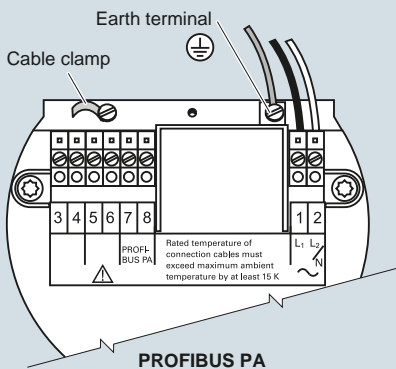


Hand programmer



SITRANS LR460

Part number:
7ML5830-2AJ



Notes

- Recommended torque on terminal clamping screws, 0.5 ... 0.6 Nm
- 4 ... 20 mA, PROFIBUS PA, DC input circuits, 14 ... 20 AWG, shielded copper wire
- AC input circuit, min. 14 AWG copper wire
- All field wiring must have insulation suitable for at least 250 V
- The equipment must be protected by a 15 A fuse or circuit breaker in the building installation


SITRANS LR460 connections

Level measurement

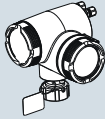
Continuous level measurement – Radar transmitters

SITRANS LR260/LR460 Specials

SITRANS LR260/LR460 Specials

	Article No.
Process connection part kits - non-pressure-rated	
LR260/LR460, 100 mm extension for horn antenna, no purge ¹⁾	A5E01087872
LR260/LR460, 200 mm extension for horn antenna, no purge ¹⁾	A5E01091262
LR260/LR460, 100 mm extension for horn antenna with purge ¹⁾	A5E01261979
LR260/LR460, 200 mm extension for horn antenna with purge ¹⁾	A5E01261981
LR260/LR460, horn 2", no purge, no emitter ¹⁾	A5E02083905
LR260/LR460, horn 3", no purge, no emitter ¹⁾	A5E01623511
LR260/LR460, horn 4", no purge, no emitter ¹⁾	A5E01623512
LR260/LR460, horn 2", with purge, no emitter ¹⁾	A5E02083906
LR260/LR460, horn 3", with purge, no emitter ¹⁾	A5E01623513
LR260/LR460, horn 4", with purge, no emitter ¹⁾	A5E01623514
LR260/LR460, 3" universal flat faced flange ¹⁾	A5E02303897
LR260/LR460, 4" universal flat faced flange ¹⁾	A5E01259467
LR260/LR460, 6" universal flat faced flange ¹⁾	A5E01261834
LR260/LR460 O-Rings for Easy Aimer ¹⁾	A5E01261836
Kit, Emitter for LR260/LR460 ¹⁾	A5E02360694
LR260 lid with O-ring	A5E02465410
Purge conversion kit – non-pressure-rated (no flange or extension included)	
LR260/LR460 purge conversion, 2" horn ¹⁾	A5E02083914
LR260/LR460 purge conversion, 3" horn ¹⁾	A5E02083915
LR260/LR460 purge conversion, 4" horn ¹⁾	A5E02083916
Enclosure with electronics	
	
LR260 enclosure with board stack, HART communication, M20 cable inlet, approval option A, no process connection	A5E02203605
LR260 enclosure with board stack, PROFIBUS PA communication, M20 cable inlet, approval option A, no process connection	A5E02213423
LR260 enclosure with board stack, HART communication, NPT cable inlet, approval option A, no process connection	A5E02165924
LR260 enclosure with board stack, PROFIBUS PA communication, NPT cable inlet, approval option A, no process connection	A5E02213428
Sitrans LR260 enclosure with board stack, HART communication, NPT cable inlet, approval option D, no process connection	A5E03934184
Sitrans LR260 enclosure with board stack, HART communication, M20 cable inlet, approval option E, no process connection	A5E03934187
LR260 enclosure with board stack, HART communication, NPT cable inlet, approval option F, no process connection	A5E03934191
LR260 enclosure with board stack, PROFIBUS PA communication, M20 cable inlet, approval option F, no process connection	A5E31820689

SITRANS LR260/LR460 Specials

	Article No.
Enclosure with electronics (LR460)	
	
LR460 enclosure with board stack, HART communication, AC power, M20 cable inlet, approval option A, no process connection	A5E02182085
LR460 enclosure with board stack, PROFIBUS PA communication, AC power, M20 cable inlet, approval option A, no process connection	A5E02212422
LR460 enclosure with board stack, HART communication, AC power, NPT cable inlet, approval option A, no process connection	A5E02212423
LR460 enclosure with board stack, PROFIBUS PA communication, AC power, NPT cable inlet, approval option A, no process connection	A5E02212424
LR460 enclosure with board stack, HART communication, DC power, M20 cable inlet, approval option A, no process connection	A5E02212425
LR460 enclosure with board stack, PROFIBUS PA communication, DC power, M20 cable inlet, approval option A, no process connection	A5E02212426
LR460 enclosure with board stack, HART communication, DC power, NPT cable inlet, approval option A, no process connection	A5E02212428
LR460 enclosure with board stack, PROFIBUS PA communication, DC power, NPT cable inlet, approval option A, no process connection	A5E02212429

¹⁾ Available with no pressure rating, 0.5 bar g maximum.
Please contact ceg.smpi@siemens.com for special requests.