


## Application



Offered in liquid and gas sensor types, the general purpose flow switch package provides reliable no or low-flow detection of relatively clean non-coating media with a 16A compact flow controller for pump or process protection. Liquid examples includes water and sulfuric acid. The optional flash alarm brings attention to low-flow alarm conditions. Available in Polypropylene-Ryton® and PVDF, the short flow sensor is used in pipe or ducting from 1/2" to 1 1/2", and the long flow sensor is used in 2" and up. The flow switch set point may be adjusted from 0.04 to 3 fps in liquids, or 1 to 90 fps in gases for low-flow control. The flow sensor is best applied in applications with relatively constant temperature.



## Features

- ✓ Rugged Polypropylene-Ryton® or PVDF sensor for corrosive liquids and gases
- ✓ Fail-safe relay control of pumps or valves with 0-60 second delay
- ✓ Polypropylene enclosure rated NEMA 4X with swivel base for conduit alignment
- ✓ Optional strobe brings immediate attention to flow alarm conditions
- ✓ Invert switch changes relay state from NO to NC without rewiring
- ✓ Solid state sensor is not damaged by over-ranging flow velocities

## Key Benefits

- ✓ Ideal for chemical injection monitoring
- ✓ Interfaces directly to metering pumps
- ✓ Designed for use in corrosive media



## Compatible Products

### Thermo-Flo™ Flow Switch Fitting



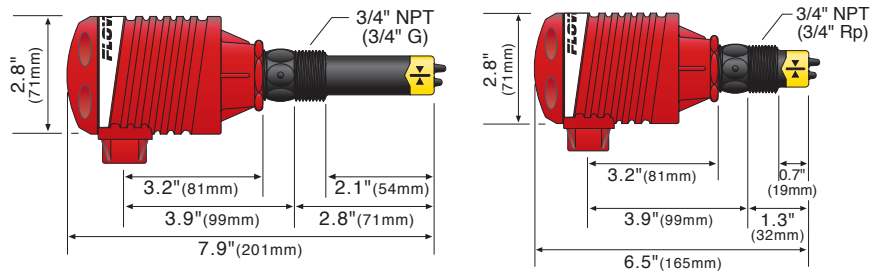
## Application

A common problem with metering pumps in flow applications is the characteristic of the output flow. The pulsating flow makes it difficult for flow switches to get an accurate and consistent flow rate. Often flow switches will not work because they are not able to see a reliable flow output. The Flowline Pulse Point fitting is designed to stabilize the pulsing flow for the Thermo-Flo flow switch. The cylindrical chamber creates a mini-vortex that translates to a relatively constant flow. The Thermo-Flo flow switch will be able to read the flow and provide an accurate and low-cost flow switch. The Flowline Pulse Point fitting is ideal for use in metering pump applications.

## Specifications

Set point range:	AT1X: 0.04 to 3 fps (0.012 to 0.91 mps) AG1X: 1 to 90 fps (0.3 to 27 mps)
Repeatability:	± 0.5% of set point
Response time:	1-10 seconds
Set point adjust.:	Potentiometer
LED indication:	Sensor, power & relay
Supply voltage:	120 / 240 VAC @ 50-60 Hz
Consumption:	0.25A maximum
Strobe type:	-X61X: Xenon tube -X62X: N/A
Strobe flash:	-X61X: 1 per second -X62X: N/A
Contact type:	(1) SPDT relay
Contact rating:	250 VAC @ 10A
Contact output:	Selectable NO / NC
Contact delay:	0-60 seconds
Process temp.:	F: 32° to 140° C: 0° to 60°
Ambient temp.:	F: -40° to 140° C: -40° to 60°
Pressure:	150 psi (10 bar) @ 25° C, derated @ 1.667 psi (0.113 bar) per °C above 25° C
Enclosure rating:	NEMA 4X (IP65)
Enclosure mat.:	-X61X: PP, UL94VO & PC -X62X: PP, UL94VO
Conduit entrance:	1/2" NPT
Wetted material:	-16XX: PP-Ryton® -36XX: PVDF
Process mount:	3/4" NPT (3/4" G)
Mount. gasket:	Viton®
Classification:	General purpose
Compliance:	CE

## Dimensions



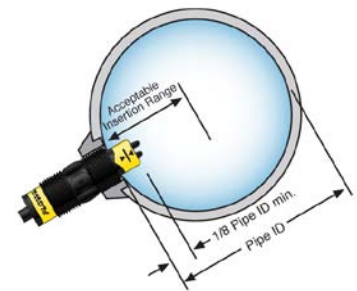
## Mounting

### AX1X Special Mounting Instructions

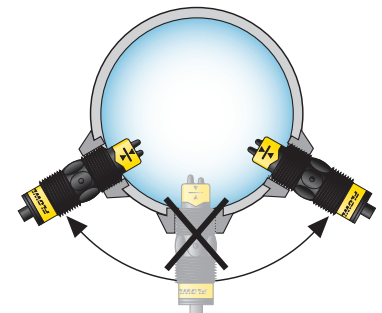
The AT1\_ series flow switch when installed must always be in contact with the liquid being measured. The AG1\_ series flow switch can only be used in gas applications. Both flow switches feature a 3/4" NPT threads which will allow it to be used with various types of fittings. Be sure to check the insertion depth of the liquid flow switch in the fitting after it is installed. See the diagram on the top right for the recommended insertion depth.

When using any type of fitting, the orientation as well as the insertion depth of the flow switch in the pipe is critical. Recommended orientation and depth is represented by the following diagram. For more information reference the AX1X-X6XX manual at [www.flowline.com/technical\\_lit.php](http://www.flowline.com/technical_lit.php)

### Liquid Sensor Insertion



### Liquid Sensor Orientation



## Ordering

A  1  -  6

### Application media

- T Liquid
- G Gas

### Sensor length (1)

- 2 Short
- 4 Long

### Sensor material

- 1 PP / Ryton
- 3 PVDF

### Configuration

- 1 Controller with Strobe Alert
- 2 Controller only

### Process mount

- 0 NPT (US)
- 4 G (Metric)

### Notes

- 1) Order the short sensor for use with pipe sizes from 3/4"-1 1/2" (D25-D50), and the long sensor for 2" and higher (D63 up).